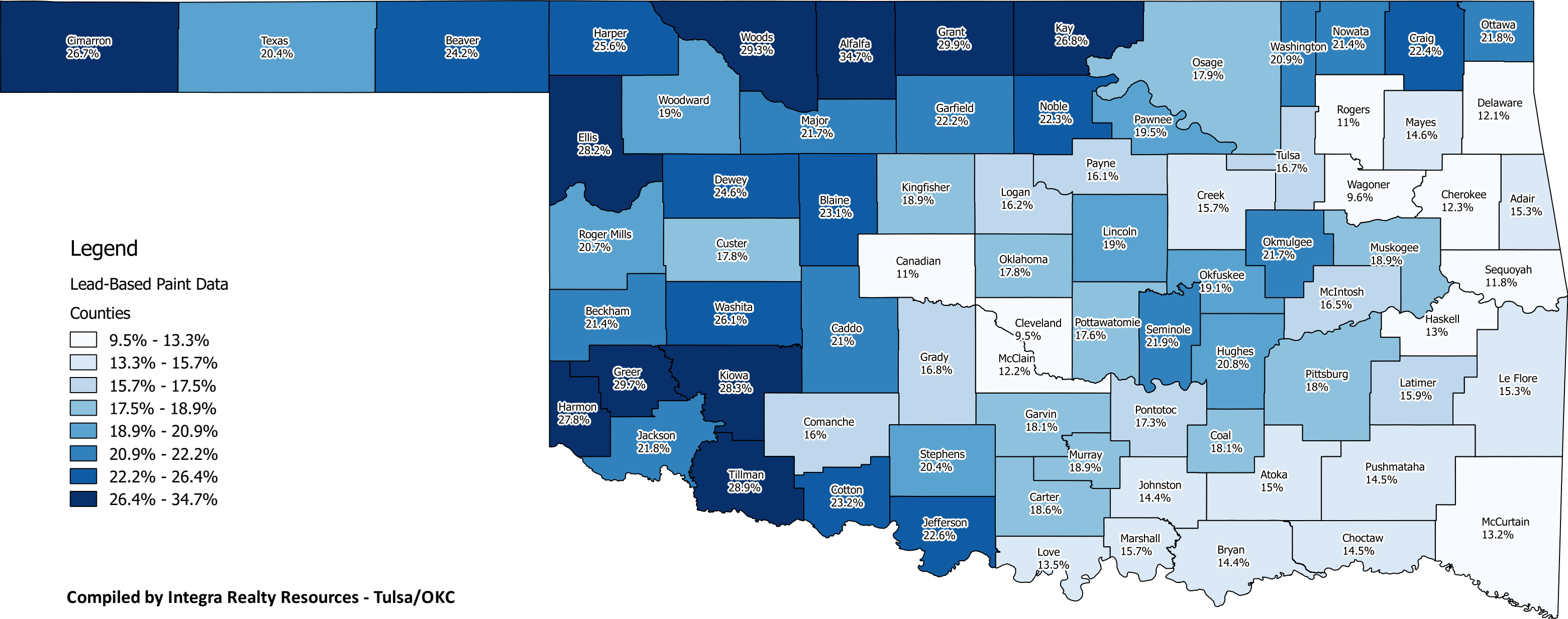


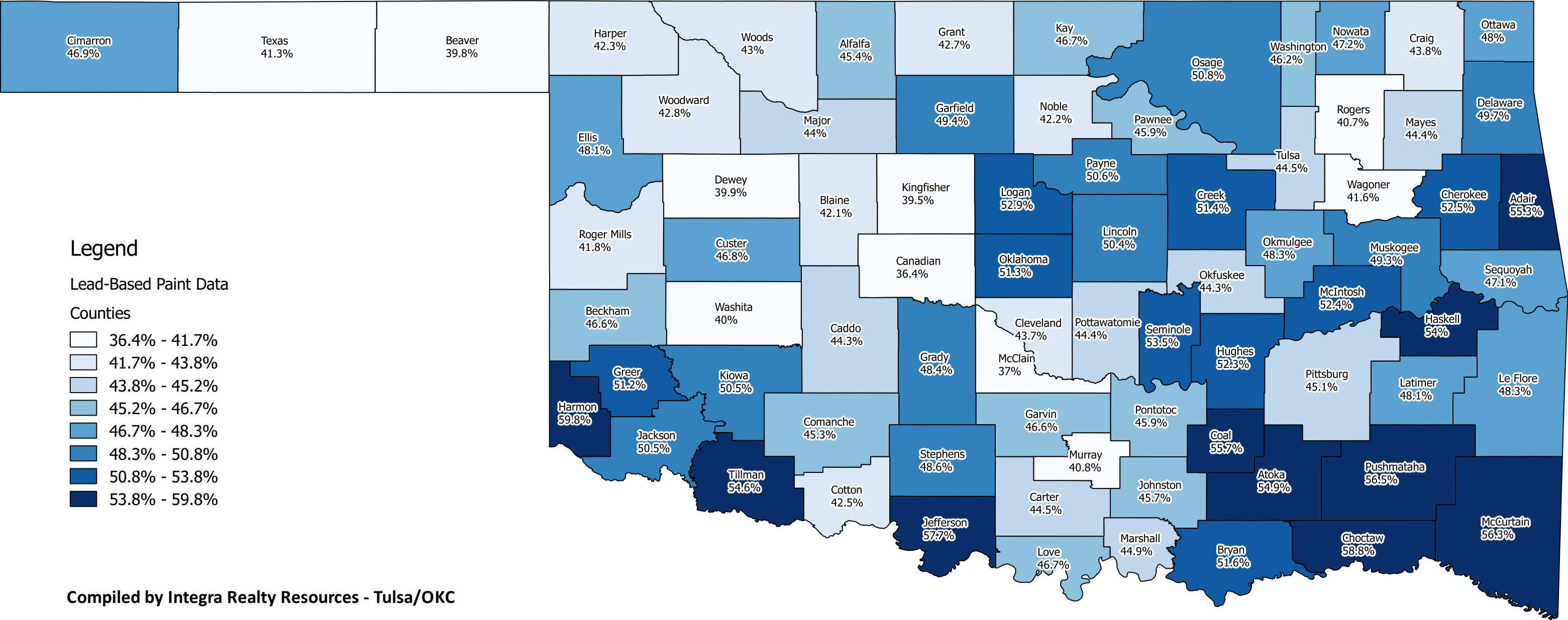
Percentage of Housing Units Containing Lead-Based Paint Hazards



Compiled by Integra Realty Resources - Tulsa/OKC

Sources:
HUD Comprehensive Housing Affordability Strategy Data 2007-2011, Table 13
HUD American Healthy Homes Survey, Table 5-1

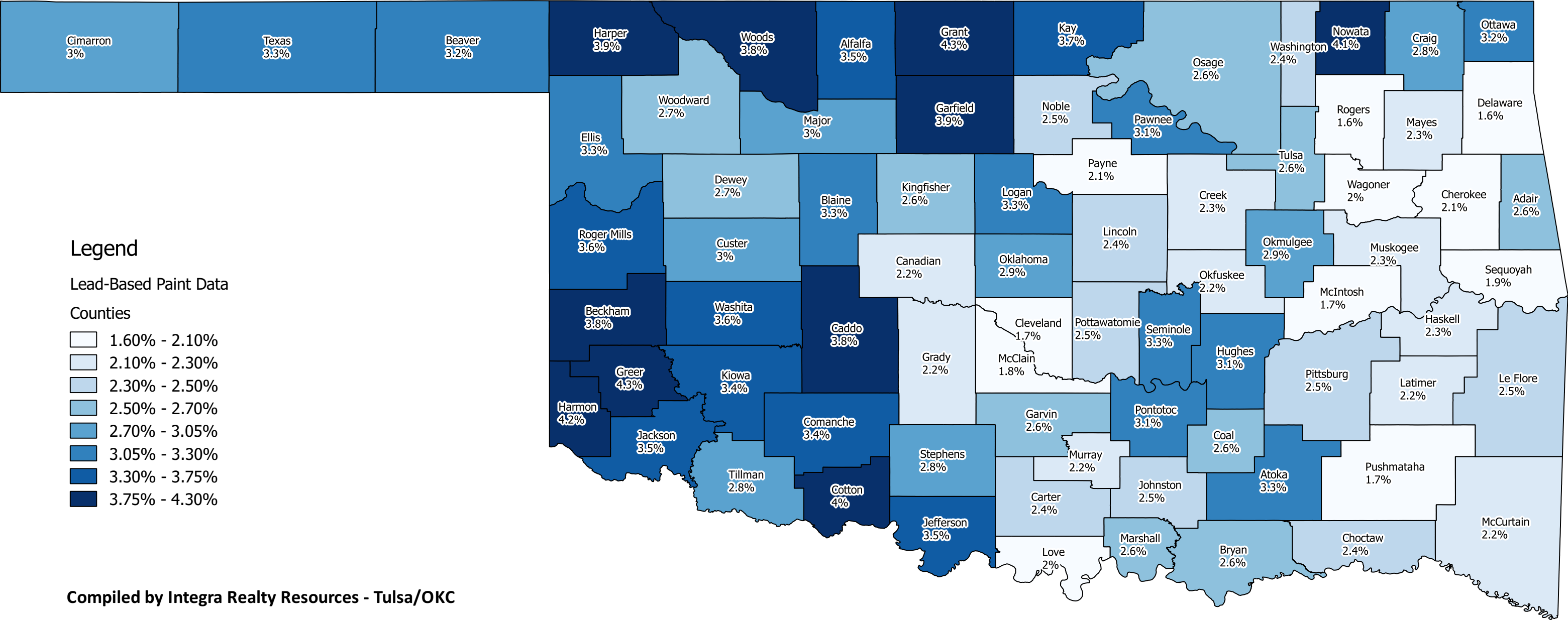
Percentage of Housing Units Containing Lead-Based Paint Hazards Occupied by Low to Moderate Income Households



Compiled by Integra Realty Resources - Tulsa/OKC

Sources:
HUD Comprehensive Housing Affordability Strategy Data 2007-2011, Table 13
HUD American Healthy Homes Survey, Table 5-1

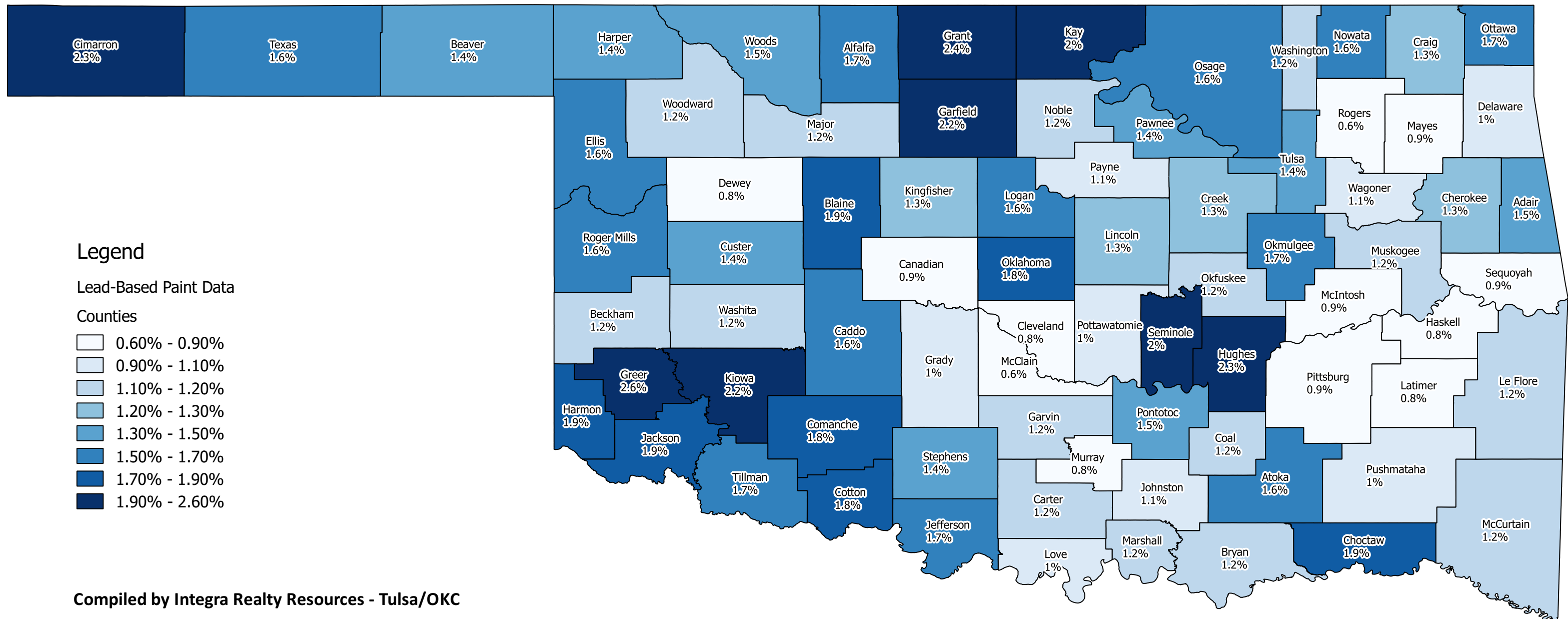
Percentage of Housing Units Containing Lead-Based Paint Hazards with Children Age 6 or Younger Present



Compiled by Integra Realty Resources - Tulsa/OKC

Sources:
HUD Comprehensive Housing Affordability Strategy Data 2007-2011, Table 13
HUD American Healthy Homes Survey, Table 5-1

Percentage of Housing Units Occupied by Low to Moderate Income Households
Containing Lead-Based Paint Hazards with Children Age 6 or Younger Present



Compiled by Integra Realty Resources - Tulsa/OKC

Sources:

HUD Comprehensive Housing Affordability Strategy Data 2007-2011, Table 13

HUD American Healthy Homes Survey, Table 5-1

Percentage of Housing Units Occupied by Low to Moderate Income Households
Containing Lead-Based Paint Hazards with Children Age 6 or Younger Present
High-Risk Target Area (HRTA) Zip Codes Highlighted in Red


 HRTA Zip Codes


☐ 0.60% - 0.90%

 0.90% - 1.10%

1.10% - 1.20%

1.20% - 1.30%

 1.30% - 1.50%

 1.50% - 1.70%

1.70% - 1.90%

■ 1.90% - 2.60%

Sources:

HUD Comprehensive Housing Affordability Strategy Data 2007-2011, Table 13

HUD American Healthy Homes Survey, Table 5-1